



INTERCONTINENTAL  
**GT**  
GT CHALLENGE

POWERED BY



a world class African city

# KYALAMI 9 HOUR

[WWW.INTERCONTINENTALGTCHALLENGE.COM](http://WWW.INTERCONTINENTALGTCHALLENGE.COM) #INTGTC

# COMMUNICATION

# TEAM RADIO



POWERED BY



*Frequency: RACE CONTROL 7 – 468.1875 .*

*Test 15 minutes before each session*

*Answer "ok"+ car # on the team messaging*

*Issues - contact Ghislain, our pit lane manager*



# MESSAGING APP

<https://sro.minsh.com>

- *Must be monitored during the sessions*
- *Please send to 'Everybody' – personal messages will not be read*
- *Please check often for Incident Reports, Summons, Requests, Decisions, etc.*
- *Ensure that you are linked to the 'Kyalami' race*
- *Any problems – please contact [abi@sro-motorsports.com](mailto:abi@sro-motorsports.com)*



POWERED BY



[WWW.INTERCONTINENTALGTCHALLENGE.COM](http://WWW.INTERCONTINENTALGTCHALLENGE.COM) #INTGTC

# OFFICIAL MAILING LIST



POWERED BY



*To receive all documents by e-mail please send your address(es) to Emily Groom the secretary in charge of communications at:*

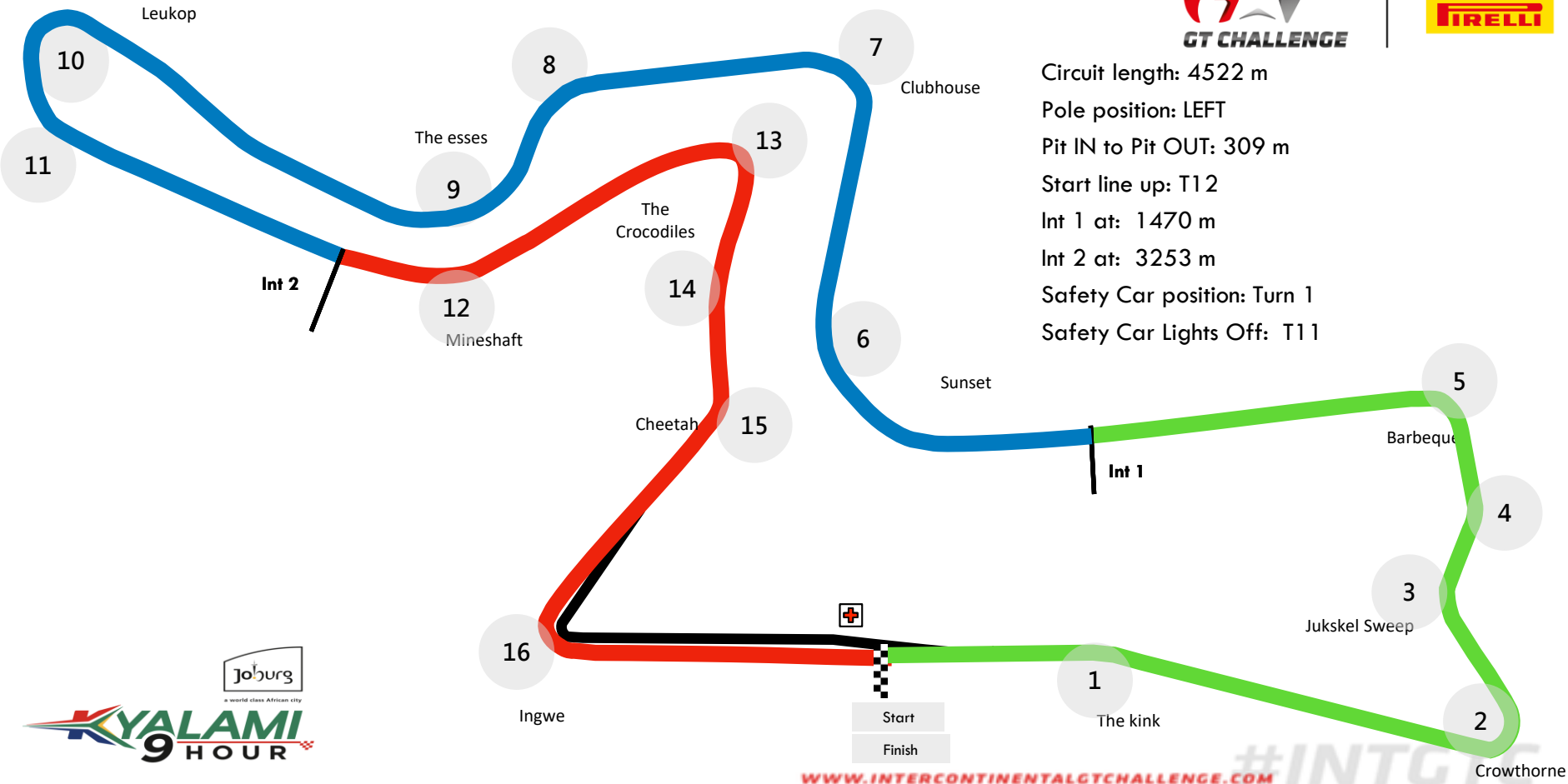
*[emily@sro-motorsports.com](mailto:emily@sro-motorsports.com)*



[WWW.INTERCONTINENTALGTCHALLENGE.COM](http://WWW.INTERCONTINENTALGTCHALLENGE.COM) #INTGTC

# THE CIRCUIT

# CIRCUIT LAYOUT



Circuit length: 4522 m

Pole position: LEFT

Pit IN to Pit OUT: 309 m

Start line up: T12

Int 1 at: 1470 m

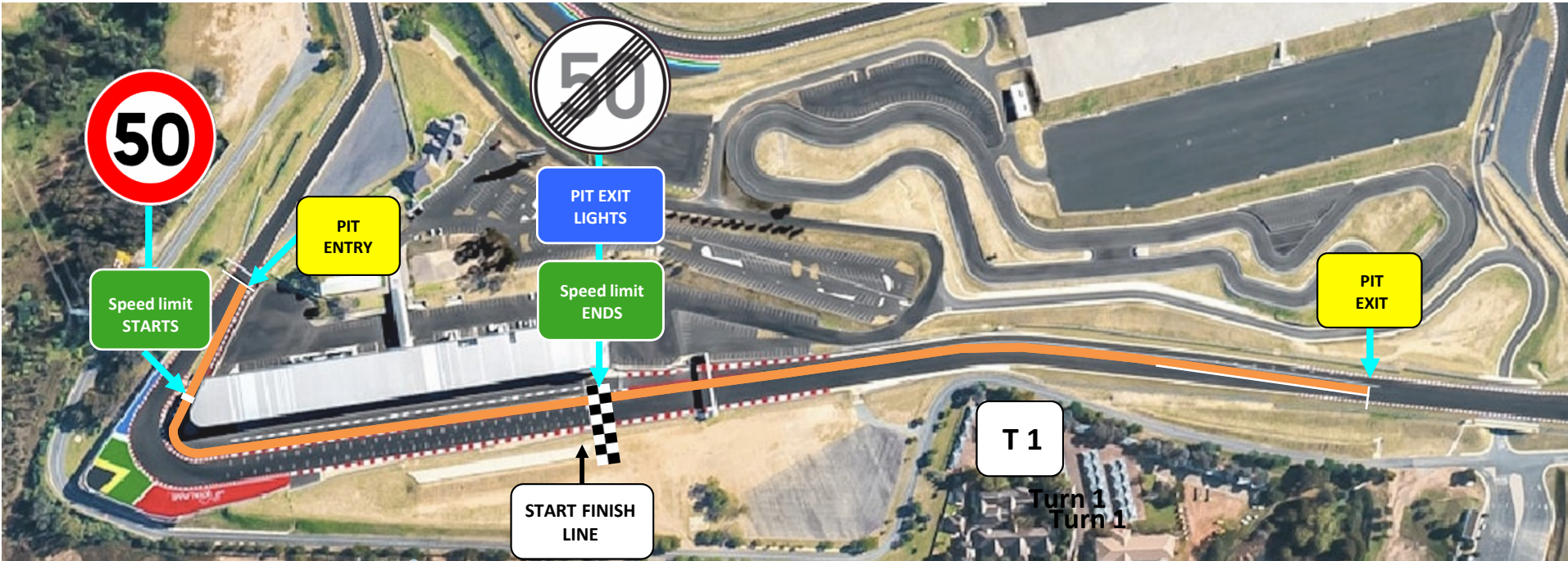
Int 2 at: 3253 m

Safety Car position: Turn 1

Safety Car Lights Off: T11



# PIT LANE





PIT ENTRY



SC Line 1



PIT ENTRY





PIT EXIT




**PIT EXIT**

**DO NOT CROSS  
THE WHITE LINE**




**PIT EXIT**

**SC Line 2**





START & CONTROL LINE



SIGNALLING PLATFORM



# PITS AND PROCEDURES



## ART 20.1 PIT STOP TIMES



POWERED BY



Fuel & tyre change at the same time:

- Long Stop - Fuel plus more than 2 tyres : minimum period of 68.000 secs
- Short stop – **No fuel**, maximum of 2 tyres : maximum period of 37.999 secs

No pit stops permitted of length between 38:000 – 67.999 seconds

If the Race Director declares a WET PITSTOP then teams may change from slick to wet tyres (no other work) without a set pit stop time.

A one-second tolerance is permitted on short & long stops - 3 times maximum during the race.



# PARC FERME



POWERED BY



- After Pre Qualifying all cars will be under parc ferme conditions in their garages.
- After Q3, all cars will be under parc ferme conditions in their garages. Parc Ferme will end at 17:00 for the Super Pole.
- **At the end of the Superpole, all cars must stop in front of the scrutineering bay**
- After the Race, all cars will be under parc ferme conditions in their garages EXCEPT the top 3 overall and 1<sup>st</sup> in each category which will be in front of the scrutineering bay



# SUPER POLE



POWERED BY



- Will be for the 8 fastest cars in Qualifying - 25 minutes time period.
- Parc Fermé will finish at 17:00 and all qualified Super Pole cars should be at 45° in front of their garages at the start of the session.
- Teams may use an extra set of tires or one of the declared sets.
- If any car stops in its pit box during the Super Pole, the car is deemed to be in Parc Fermé.
- If any car stops in its pit box and then rejoins, all lap times set up to that moment will be cancelled.
- At the end of the Super Pole, all cars must stop at scrutineering bay




**PIT LANE**

**WORKING LANE**

**FAST LANE**

**LIMIT Team Pers &  
Mat**



# 45° ALL SESSIONS




POWERED BY



FAST LANE

WORKING LANE

GARAGES



[WWW.INTERCONTINENTALGTCHALLENGE.COM](http://WWW.INTERCONTINENTALGTCHALLENGE.COM)

#INTGTC

# PIT STOP - PRACTICE & RACE



POWERED BY



FAST LANE

WORKING LANE

GARAGES

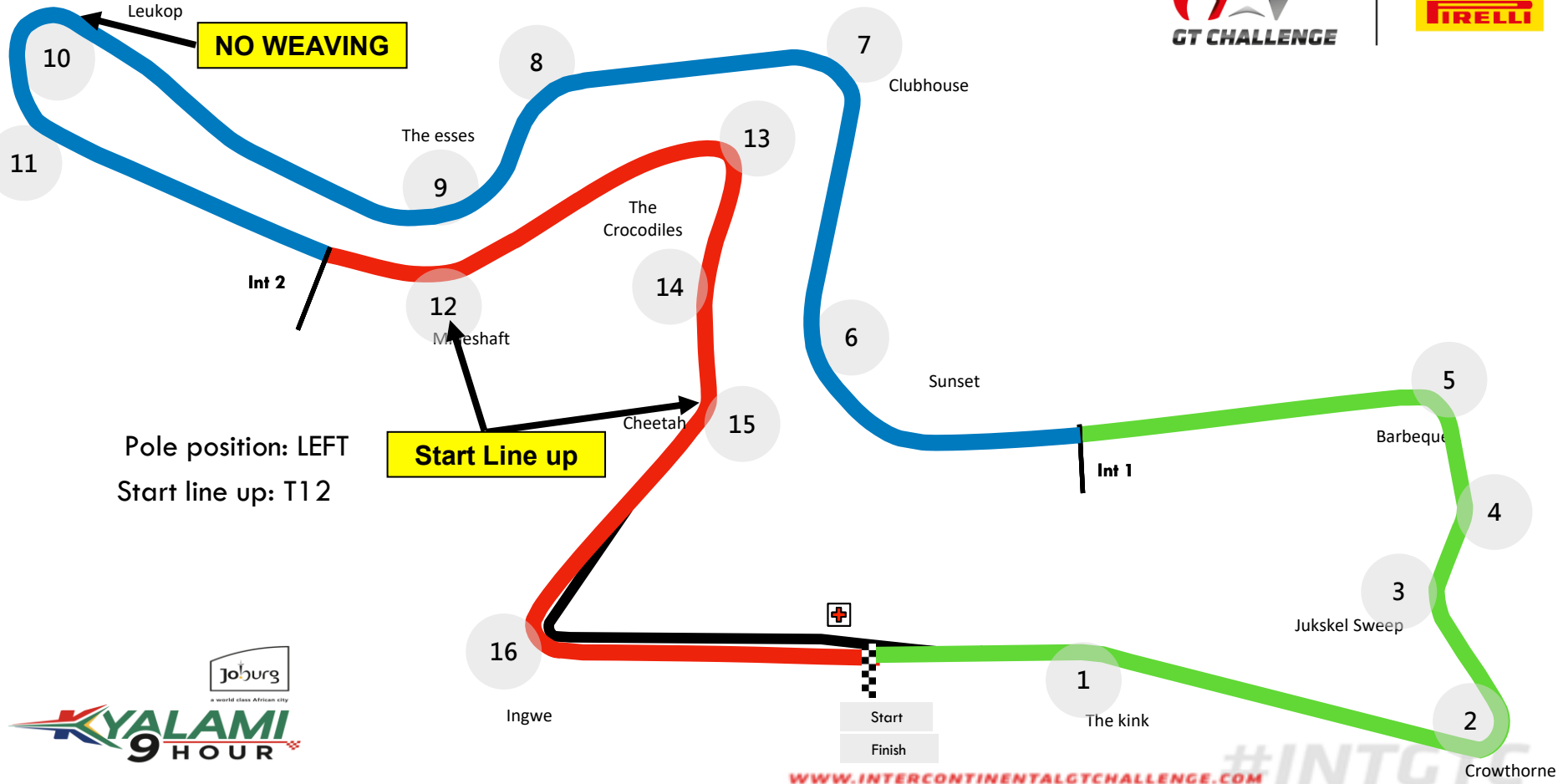


[WWW.INTERCONTINENTALGTCHALLENGE.COM](http://WWW.INTERCONTINENTALGTCHALLENGE.COM)

#INTGTC

# START PROCEDURE

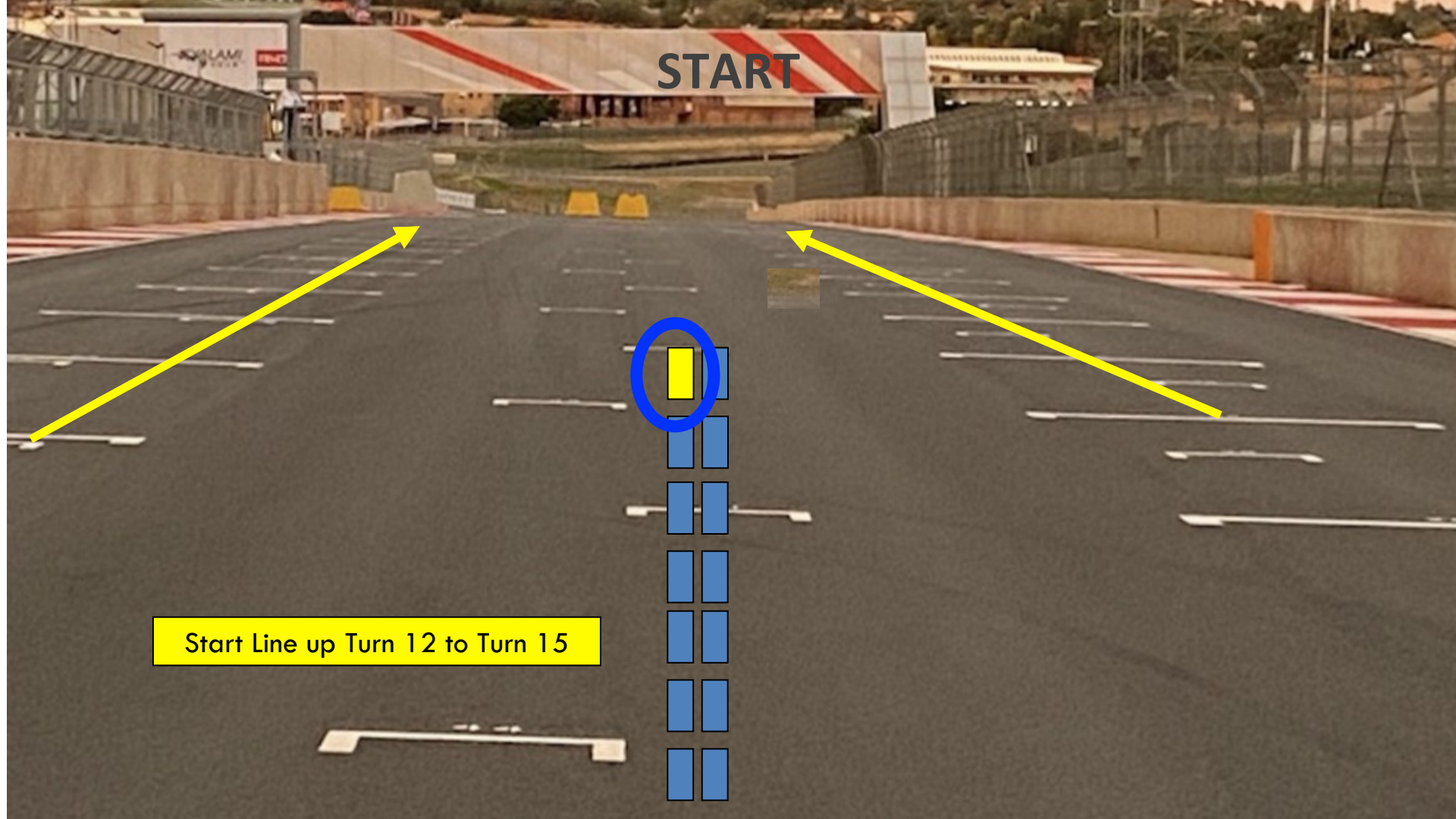
# START PROCEDURE





START

Start Line up Turn 12 to Turn 15





**START**

**NO START BEFORE CONES**



**START**



**START**



## ABORTED START



*Yellow flags will be shown around the circuit*

**Pole man to control the pace**

**Information will be given on the team radio**

# FLAGS AND LIGHTS



**YELLOW LIGHTS AT ALL POSTS**




# FULL COURSE YELLOW



POWERED BY



- Countdown from 20 seconds *“Full Course Yellow in 20 seconds”*
- At 10 seconds, the FCY boards will be displayed – No overtaking
- At 0 seconds the yellow flags and yellow lights will be displayed, all cars at 80 kph
- Option A – *“Restart on short notice”* - Green Flags at all posts
- Option B – Safety Car to pick up the leader
- No Full Course Yellow for the first three laps of the race






# SAFETY CAR



POWERED BY



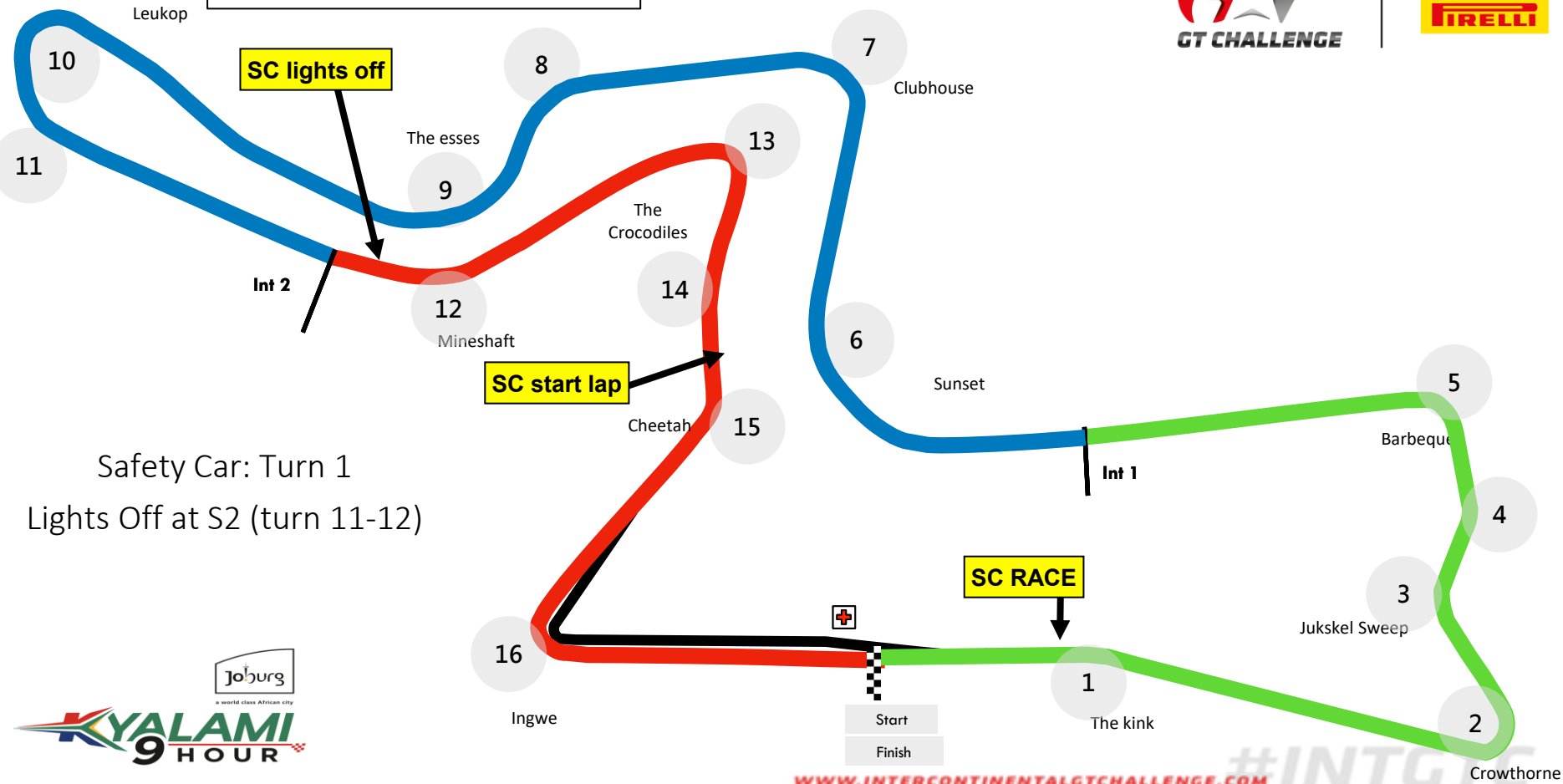
- Safety Car boards & Yellow Lights and Flags
- All cars to be a maximum of 5 car lengths from the car in front
- Safety Car lights out at Int 2 (before turn 12)
- Green for restart at Control Line only
- No overtaking prior crossing the control line



# SAFETY CAR

INTERCONTINENTAL  
**GT CHALLENGE**

POWERED BY



# RED FLAG



POWERED BY



Slow down to 80 kph – no overtaking

Practice

- return to the pit lane
- the clock will NOT stop

Qualifying

- return to the pit lane
- the clock WILL stop

Race

- stop on the track at the red line (in single file)
- the clock will NOT stop
- Parc Ferme condition, drivers may get out of the cars
- restart behind the safety car



# TRACK LIMITS


## TURN 2

An aerial view of a race track corner. The track is grey asphalt with white dashed lines. A red painted area is located on the inside of the turn, adjacent to a green grassy area. A yellow text box at the bottom explains that the Judge of Fact will report any car with all four wheels on the red area.

The Judge of Fact will report any car that has all four wheels on the red painted area

## TURN 13

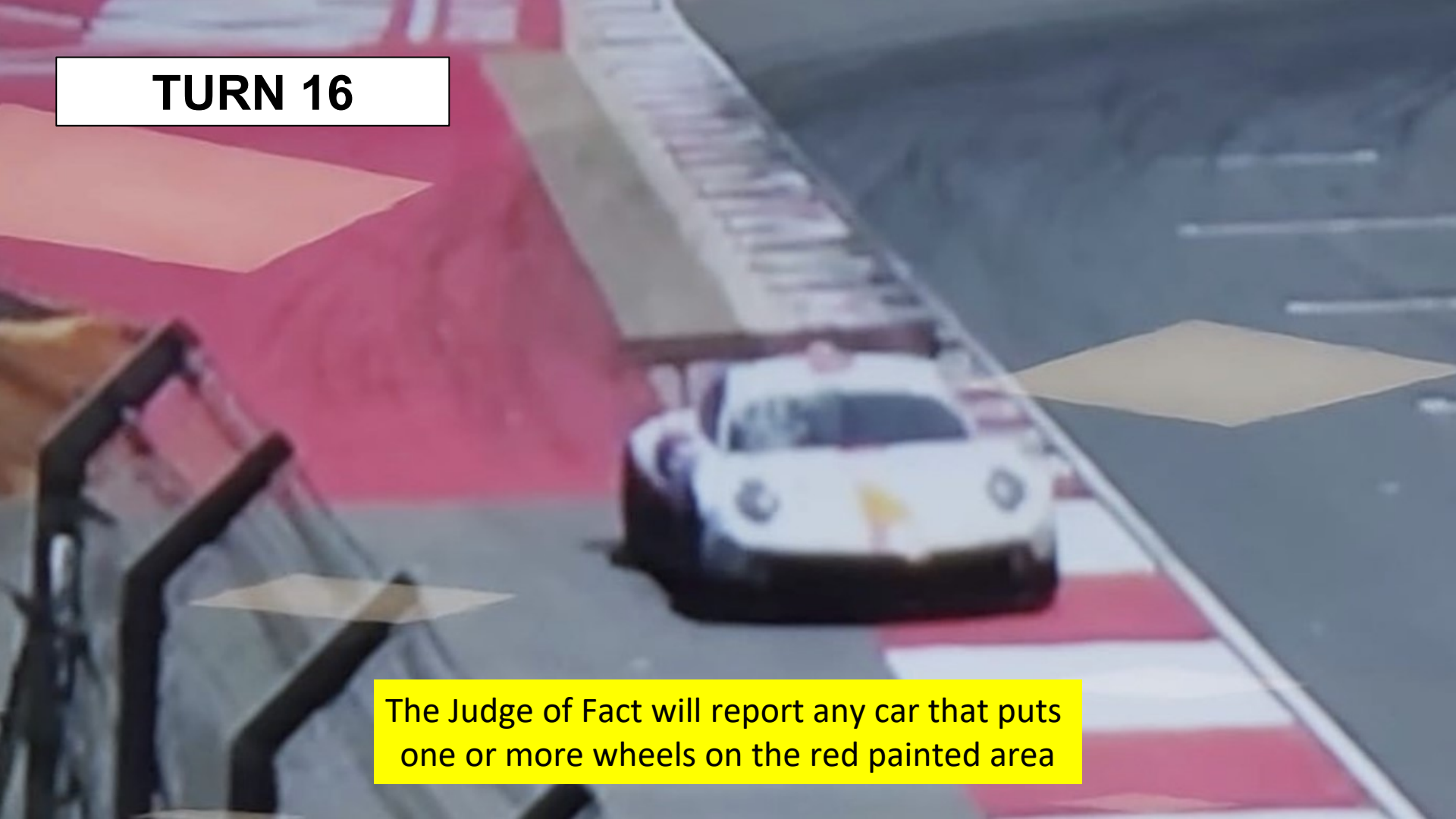
The Judge of Fact will report any car that puts one or more wheels on the black painted area





## TURN 16

The Judge of Fact will report any car that puts one or more wheels on the red painted area



# CAR RECOVERY



An aerial photograph of a race track. The track is dark asphalt with white dashed lines. A yellow arrow points from the bottom left towards the center of the track. Another yellow arrow points from a yellow box labeled 'Turn 2' to a specific location on the track. A white box labeled 'RECOVERED CARS' is in the top right corner. A small white square icon is in the bottom center.

RECOVERED CARS

Turn 2



RECOVERED CARS

Pit Entry



KYALAMI  
GRAND PRIX CIRCUIT

Any questions ?

Have a great race