



Doc. Log. n° 007
posté le 09/10
date: 7/12/2023



12th Gulf 12 Hours Race

Team Managers' Briefing

8th - 10th December 2023



Chris Noman
Deputy Race Director



Peter Roberts
Race Director



Richard Norbury
Chairman of the Stewards



Steve Burns
Deputy Race Director



Ronnie Andersen
Deputy Race Director

BRIEFING NOTES



Date: 6 December 2023

Time: 09:00

Race Director's Communications

Document: RD-01

From:	The Race Director
To:	All Competitors
Cc:	The Forewards
	The Clerk of the Course
	The Secretary of the Meeting

TEAM MANAGERS' AND DRIVERS' BRIEFING NOTES

To be read in conjunction with the PowerPoint presentations shown in the briefings and published on the Digital Notice Board.

1. THE CIRCUIT

- 1.1 The Control (Timing) Line is 350 metres before the Start Line.
- 1.2 The pit lane speed limit is 80 kph.
- 1.3 When entering the pit lane Drivers must keep to the right of the line at all times. Any part of a tyre of any car entering the pit lane may not cross the white line.
- 1.4 The Pit Entry Line is 25 metres before the Control Line.
- 1.5 The distance from the Pit Entry Line to the Pit Exit Timing Line is 350.4 metres.
- 1.6 The distance from the Pit Exit Timing Line (80 kph limit) to the Pit Out Timing Line is 350 metres, and (at 80 kph limit).
- 1.7 When leaving the pit lane Drivers must stay to the left of the white line at the pit exit. Any part of a tyre of any car leaving the pit lane may not cross the white line. A blue flag will warn Drivers leaving the pit lane of cars approaching on track. A blue flag at turn 5 will warn Drivers on track of cars leaving the pit lane.
- 1.8 Flag signals (black, black/white, etc.) will be given from the Timing / Control Line gantry. They will also be replicated on the matrix screen on the gantry. Both methods of communication have the same authority.
- 1.9 The starting lights will be the control light panel above the track.
- 1.10 Race position is located on the white end side of the starting grid.
- 1.11 Fire extinguishers around the circuit are indicated by white panels with a red fire extinguisher image attached to the debris fence and barriers.
- 1.12 FIA approved track light panels have been installed around the track in accordance with Appendix 12 to the 2023 FIA Technical Regulations. The light signals have the same meaning as flag signals. For reasons of safety, in case of conflicting signals between the flags displayed by marshals and the light panels,



RADIO COMMUNICATION



- Communication from Race Control to Teams will be through the Zello app. It is available both for Apple and Android devices.
- Zello is configured at this event for Teams to listen only.
- Please monitor from 15 minutes before, and until 30 minutes after each session.
- There will be a communication check prior to the first session each day. Please answer "OK" + car number to 'Sporting' on the team messaging app.





NOTICEBOARD



The Official Noticeboard will be hosted via the Sportity app.

All official documents will be published via this app, available both for Apple and Android devices.

Enter the following password to access the documents: DNBG12H





MESSAGING APP



<https://sro.minsh.com>

- Must be monitored during all sessions
- Please send to 'Everybody' – personal messages will not be read
- Please check often for Incident Reports, Summons, Requests, Decisions, etc.
- Ensure that you are linked to the 'G12H' race (click the setting button and then 'switch race' to G12H).
- Any problems – please contact abi.hay@sro-motorsports.com



OFFICIAL MAILING LIST



Please ensure that to receive documents by e-mail you send your address(es), with car numbers, to the Race Secretary at:

race.secretary@gulf12hours.com

- Incidents noted by the Race Director during a session: a “NOTED” message will be placed on the timing screen.
- Incidents will be referred to the Stewards for review, who will determine whether an investigation is necessary. From that initial review: “NO INVESTIGATION NECESSARY” or “INCIDENT UNDER INVESTIGATION” will be placed on the timing screen. They may also be closed by the showing of the Black / White warning flag.
- The Stewards may summon Team Representatives and Drivers via the Team Representative’s email or via the Team Messaging App.
- If you submit a ‘REQUEST FOR RACE DIRECTOR’S REVIEW OF AN INCIDENT’ it must be correctly completed and may only relate to an incident that directly involves your car.

INCIDENTS

REQUEST FOR RACE DIRECTOR'S REVIEW OF AN INCIDENT


It is requested that the Race Director be made aware of an incident if either that driver or driver's car involved in the incident has not been reported to the Race Director's Representative and referred to the Race Director by the Driver, by the time that 15 minutes after the beginning of the race or an existing replacement without an incident and the competition making the request must inform the Race Director. The Race Director has reviewed the incident and it is not considered an incident that will not be accepted. The Race Director will determine whether an incident warrants further investigation and if so, will refer the matter to the Stewards. There is no right of appeal against the finding of the Race Director. The Race Director will issue the incident form and will issue the Race Director's decision. Competitors should note that submission of such a request does not constitute the lodging of a formal protest to the Stewards and nor does it extend any applicable protest time limit.

(1) Name	(2) Competitor's Car Number
(3) Season	(4) Team representative
(5) Type	(6) Other Cars involved

(6) Details of the incident (provide as much information and include a diagram if possible)

REQUEST FOR RACE DIRECTOR'S REVIEW OF AN INCIDENT

(1) Indicate location on the circuit.



Submitted by

Received by

Race Director's Response

Incident being placed under investigation and referred to the Stewards: YES / NO

Date

Signature

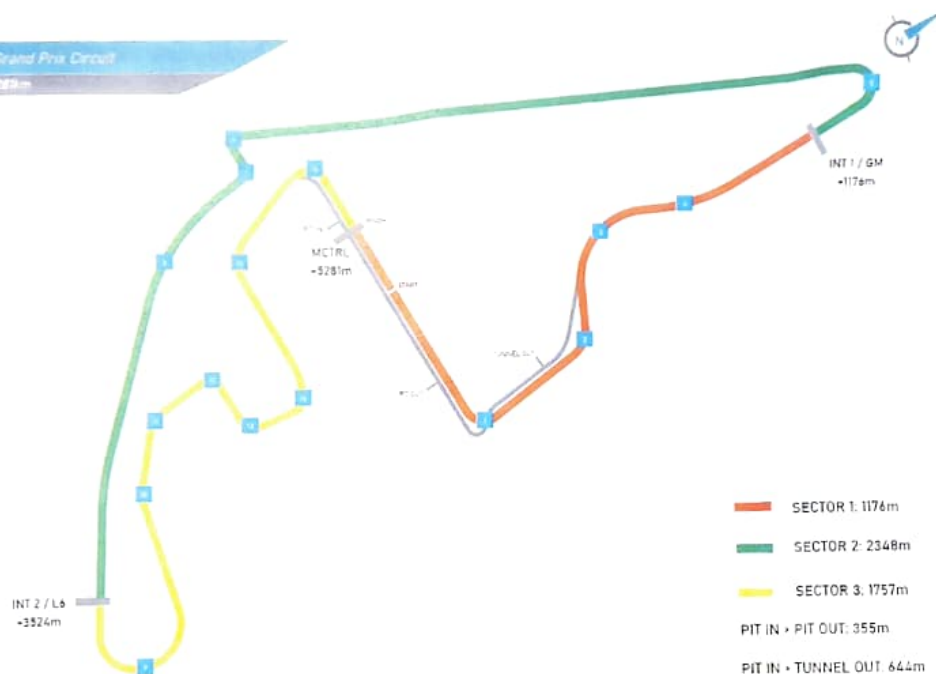


THE CIRCUIT

THE CIRCUIT

Gulf12Hours

Grand Prix Circuit
5.269m



THE CIRCUIT

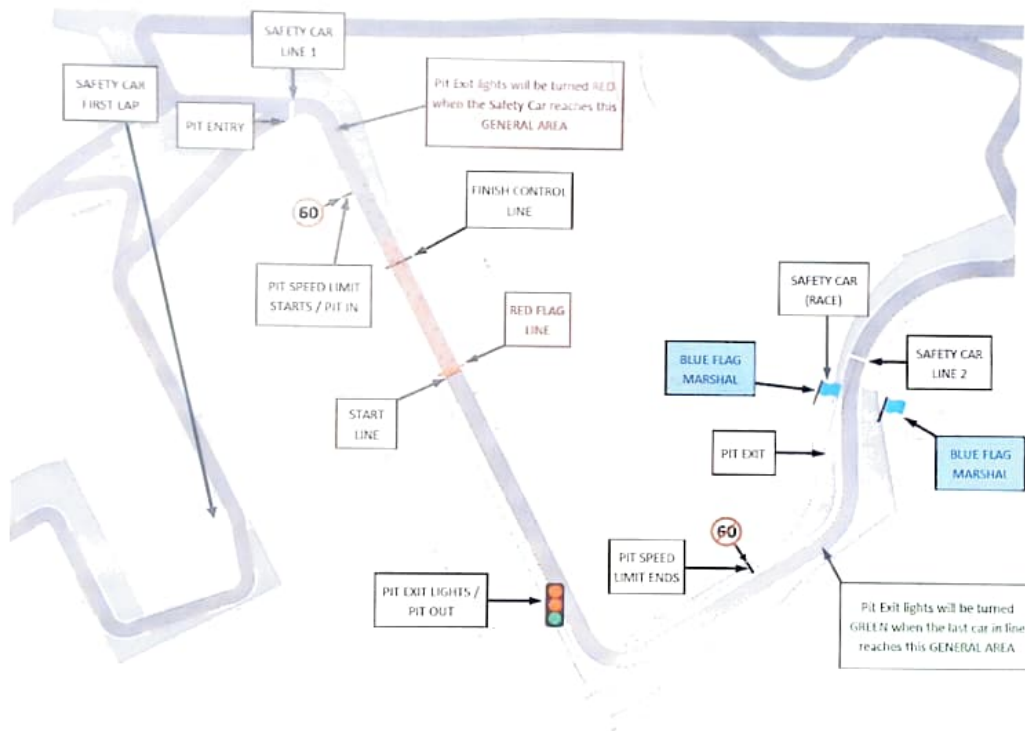
Distances calculated from the "control line"

Track	Distance	Pit Lane	Distance
Finish	0,0 m	Pit-In	-25,4 m
Intermediate 1	1.176,0 m	Pit-Finish	0,0 m
Intermediate 2	3.524,0 m	Pit-Out	330,0 m
Complete lap	5.281,0 m	Pit Lane length	355,4 m


Sector lengths

Sector	Approximate length
Sector 1	1.176,0 m
Sector 2	2.348,0 m
Sector 3	1.757,0 m
<i>Full Track</i>	<i>5.281,0 m</i>

PIT LANE



PIT LANE





PIT LANE



- Cars may only move into the Fast Lane once the FAST LANE OPEN signal is given or the pit exit light is GREEN.
- Cars should park parallel for pit stops.
- Please read Article 26 as it may describe procedures that are different to what you have become accustomed to in either the IGTC or previous Gulf 12 Hour events.




PARC FERMÉ



- Parc Fermé will be in the pit lane in front of garages 1, 2 and 3.
- The Technical Scrutineers will use garages 2 & 3 for vehicle examination.
- Immediately after the final qualifying session a car competes in and at the end of the race, all cars will be under Parc Fermé conditions.
- All cars must proceed directly to the designated Parc Fermé area for scrutineering.
- Cars are under Parc Fermé conditions from the moment they take the chequered flag on track, or if in the pit lane, from when the chequered flag is shown. Any car which is stopped in front of its pit garage must be pushed back to the Parc Fermé area by the team, under supervision of the marshals.

TRACK LIMITS

- Track Limits will be monitored at all turns by Judges of Fact.
- There will be no 'tolerance' – the white lines define the edges of the track.
- During free practices and qualifying, the relevant lap time will be cancelled. Any driver repeatedly exceeding the track limits will be warned and reported to the Stewards. Any driver exceeding the track limits at turn 16 will have that the lap time and the following lap time deleted.



TRACK LIMITS



During the race, the procedure for any track limit breaches will be:

- 1st offence – noted.
- 2nd offence – warning over the team radio, where possible.
- 3rd offence – the car will be shown the black/white warning flag, a message will be placed on the timing screen and a message will be sent over the team radio, where possible.
- 4th offence – report to the Stewards who may impose a penalty.
- Once a team manager has been summoned to the Stewards the counter will normally reset to zero.
- The Stewards may impose more severe penalties for cars that repeatedly breach the track limits.



TRACK LIMITS



The Stewards have advised that:

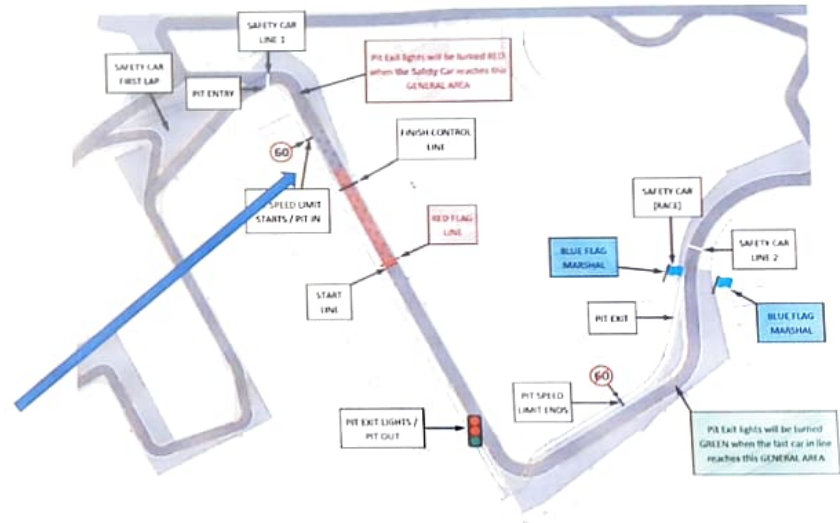
- 1st offence – 5 seconds penalty.
- 2nd offence – 10 seconds penalty.
- All subsequent offences – 10 seconds penalty.

All penalties are to be served at the next pit stop.

The track limit count and penalty count will be reset at 6 hours.

RECOVERIES

- Cars that can be towed will be returned to the respective team pit boxes.
- Cars that have to be lifted will be left inside the pit gate adjacent race control.



QUALIFYING

- Competitors entered with 3 drivers must take part in sessions 2, 3 and 4, whilst Competitors entered with 4 drivers must take part in all 4 sessions. Only one driver can take part in each 15-minute session. A driver can only take part in one 15-minute session.
- Names of drivers for each qualifying session must be submitted to the organisers within 60 minutes of the conclusion of the final practice session on the specific form.

THE RACE

- 30 minutes before the start of the Formation Lap, the pit exit will open.
- 15 minutes before the start of the Formation Lap, the pit exit will close. Any car still in the pit lane, that is able to participate, will be permitted to start the race from the pit lane after all cars have passed the pit exit timing line on the formation lap.
- It is permitted to leave the pits and drive through the pit lane to undertake a further reconnaissance lap before going to the grid.
- 5 minutes before the start of the Formation Lap, all wheels must be fitted to the car. Only competition crew members may remain with the car, everyone else must leave the grid.



THE RACE



- 3 minutes before the start of the Formation Lap, the car must be on the ground. All Team personnel must have left the grid, except for one mechanic per car.
- 1 minute before the start of the Formation Lap, the engine must be running and the doors must be closed. All remaining Team personnel must have left the grid.
- Any car that cannot start the Formation Lap in its designated position, but proceeds before the last car has crossed the start line, may move through the field to its original position, provided this is achieved before Intermediate 2.
- Any car that falls to the back of the field at the start of the Formation Lap must remain in that position.




THE RACE




- The red lights on the gantry will be illuminated as the cars proceed from Intermediate 2.
- The start signal will be when the red lights are switched off.
- If the red lights remain on and the amber lights are illuminated, the start is aborted and there will be an additional Formation Lap. The race clock will start as the leader passes the control line.
- The official 'race start' time will be published by the timekeepers on the timing screen.

RACE START SEQUENCE



RACE START SIGNAL



RACE START ABORTED



PIT STOPS

- The number of 'Imposed Time Pit Stops' is 10 stops for all classes.
- The minimum time (including refuelling time) is 100 seconds for all classes.
- The 'Imposed Time Pit Stops' will be measured between the **Pit In** and **Pit Out** timing loops. The **Pit In** timing loop is at the marked start of the Pit Lane. The **Pit Out** timing loop is at the end of the pit lane before the entry to the tunnel.
- The **Pit Exit** is at the end of the tunnel where the pit lane speed restriction ends.
- Please remember your Transponder Driver ID switch.
- Engines must be switched off during pit stops.
- Only the Car Controller (and off-side vent man, if required) are allowed in the working lane before the car stops.
- It is not permitted to stand in front of a car before it comes to a complete stop.
- All crew taking an active part in a pit stop must wear the described clothing.



THANK YOU – ANY QUESTIONS?

HAVE A SAFE AND ENJOYABLE WEEKEND